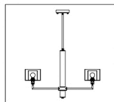
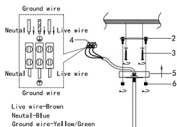


ENGLISH IP20

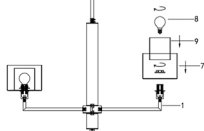
Specification of installation

In order to ensure safety use, please notice the following items:

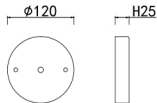
- Read and understand the whole Specification.
- Suitable for the use of 220-240V and 50-60Hz.
- Must be installed on the fixed places and be checked annually
- Please wear gloves as instalment and avoid rot on the surface of plating.
- **Please turn off** the lighting source by soft cloth as cleaning prohibited to use of rotted detergent.
- Please connect with the local sales service center when there are any abnormality.



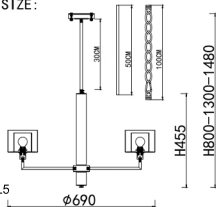
- 1 Tubing
- 2 Mounting
- 3 Screw
- 4 Terminal
- 5 Ceiling
- 6 Round nuts
- 7 Glass
- 8 E14 bulb
- 9 Glass



BASE SIZE:



FIXTURE SIZE:



Product coding: MAESTRO SP-PL5